



# Green Home Detectives



**Grade Level:** K-5th Grade

**Length of Activity:** 30 minutes

**Type of Activity:** Investigation and art

**Help Needed?:** Generally a self-guided activity, may need some support or questions answered.

## Materials

- This worksheet (printed or online)
- Pencil
- Blank paper
- Crayons or pens

---

## What will youth do?

- 1** **Investigate:** Use a checklist to determine how well your family is helping to save water, energy and reduce waste.
- 2** **Review Results:** Identify one action your family can take to help reduce waste, save energy and water.
- 3** **Take Action:** Choose one activity to help teach your family about ways you can continue to help save water, energy and reduce waste.

## Additional Resources

Pinterest conservation ideas for kids  
<https://tinyurl.com/w7kvpwb>

National Geographic Kids Top 5 Conservation Tips  
<https://tinyurl.com/qmrjn63>

## Questions or feedback?

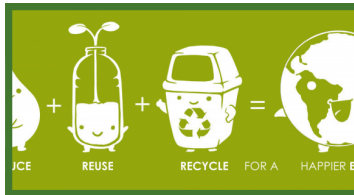
Please email Mollie Behn, Education Manager at [mbehn@coastal-watershed.org](mailto:mbehn@coastal-watershed.org)



# Green Home Detectives


**1** Learn how your family is helping to save water, energy and reduce waste. You are going to explore your house and talk to people who live in your house. Let's learn how well your family is helping to save water, energy and reduce waste.

## 1 DO YOU REDUCE, REUSE, RECYCLE, REPURPOSE?




**Do you recycle?** I recycle items such as glass, cans, newspaper and plastic.

Yes	Sometimes	No
<input type="checkbox"/>	<input type="checkbox"/>	<input type="checkbox"/>




**Do you reduce food waste?** Instead of throwing away food, I share my food or compost it.

Yes	Sometimes	No
<input type="checkbox"/>	<input type="checkbox"/>	<input type="checkbox"/>



When I am done with my old toys and clothes, I donate them or share them with family.

Yes	Sometimes	No
<input type="checkbox"/>	<input type="checkbox"/>	<input type="checkbox"/>



When my family is done with a box or a plastic bag, I reuse it for a game or for an art project.

Yes	Sometimes	No
<input type="checkbox"/>	<input type="checkbox"/>	<input type="checkbox"/>

## 2 DO YOU SAVE ENERGY?



I turn off lights when I'm not in the room or when I'm not using the lights.

Yes	Sometimes	No
<input type="checkbox"/>	<input type="checkbox"/>	<input type="checkbox"/>



Instead of turning on the heater or increasing the temperature, I wear a sweater and hat.

Yes	Sometimes	No
<input type="checkbox"/>	<input type="checkbox"/>	<input type="checkbox"/>



I walk, bike, carpool whenever it is safe instead of asking my parents for a ride.

Yes	Sometimes	No
<input type="checkbox"/>	<input type="checkbox"/>	<input type="checkbox"/>

## 3 DO YOU SAVE WATER?



I keep my showers to five minutes maximum.

Yes	Sometimes	No
<input type="checkbox"/>	<input type="checkbox"/>	<input type="checkbox"/>



I turn the faucet off when I am brushing my teeth or washing my hands.

Yes	Sometimes	No
<input type="checkbox"/>	<input type="checkbox"/>	<input type="checkbox"/>



Instead of waiting for water to get cold under the faucet, I keep water in the fridge.

Yes	Sometimes	No
<input type="checkbox"/>	<input type="checkbox"/>	<input type="checkbox"/>



# Green Home Detectives

## 2 What can you do to reduce waste, save water, and save energy?

Review your notes and look for activities that you answered "sometimes" or "no" to. Then decide on one activity for each category you and your family may be able to take on to help reduce waste, save water, save energy.

Green Home Activity	Describe how you and your family could do even more to reduce waste, save energy and save water.
Save Water (example)	My family could do a better job of turning off the water when we brush our teeth.
Reduce, Reuse, Recycle, Repurpose	
Save Energy	
Save Water	



# Green Home Detectives

## 3 Take Action!

Choose one of the below activities to help you and your family help reduce waste, save energy and save water.

### OPTION 1: CREATE A PLEDGE

- 1 Choose one action that your family can do to reduce waste, save water, or save energy. Complete the pledge below or write out on a separate piece of paper.

#### MY PLEDGE

As an important member of my community, I pledge to help protect our environment and community

I pledge to: \_\_\_\_\_  
*(describe the action you will take)*

I pledge to participate in this activity every \_\_\_\_\_

Signed, \_\_\_\_\_  
*(When will you take the action?)  
Every day? Every week? Month?*

\_\_\_\_\_  
*(Write your name)*

\_\_\_\_\_  
*(Write today's date)*

- 2 Tape this pledge somewhere you will look at it every day.

## OPTION 2: TURN OFF THE LIGHTS POSTER

- 1 Is there one light in your home your family always forgets to turn off? Remind them by making a sign saying "Turn off the lights!" Post it by the light switch.



---

## OPTION 3: FIND LEAKY FAUCETS

- 1 Go on hunt to save water in your home. Do you see water dripping from a faucet or under a sink? If so, tell an adult so they can fix it. Fixing leaks can save lots of water and money.

---

## OPTION 4: RECYCLED ART PROJECT

- 1 Do you have extra cans, bottles, paper, or clothes at home? You can recycle and reuse them in an art project. Check out this webpage for ideas: [Pinterest conservation ideas for kids](https://tinypurl.com/w7kvpwb)  
<https://tinypurl.com/w7kvpwb>